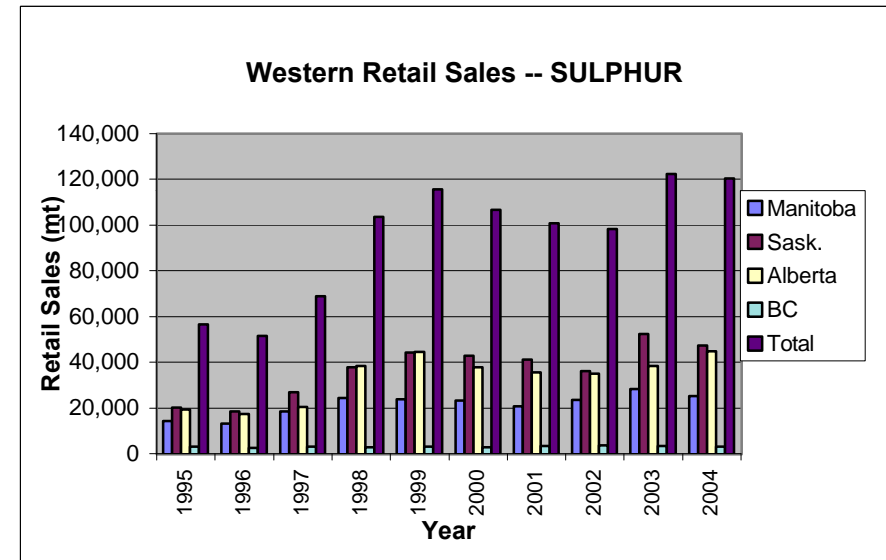
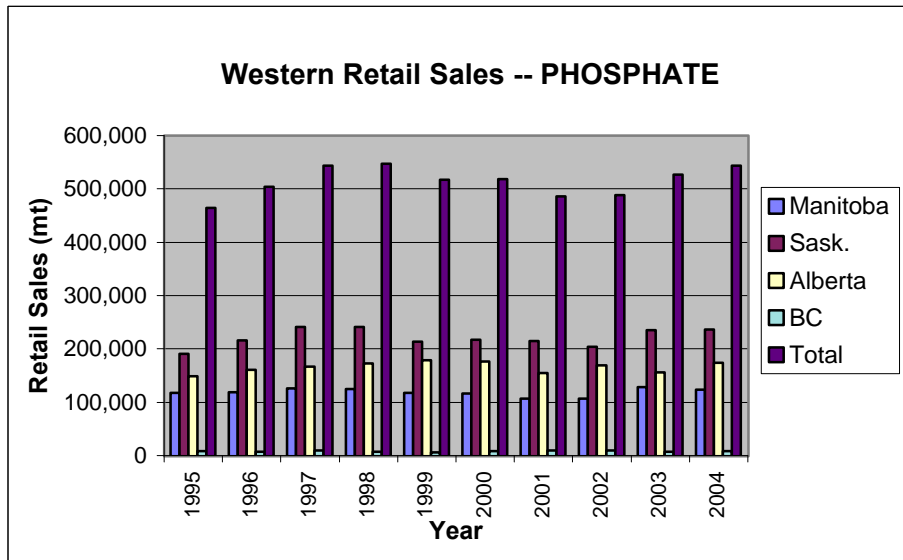
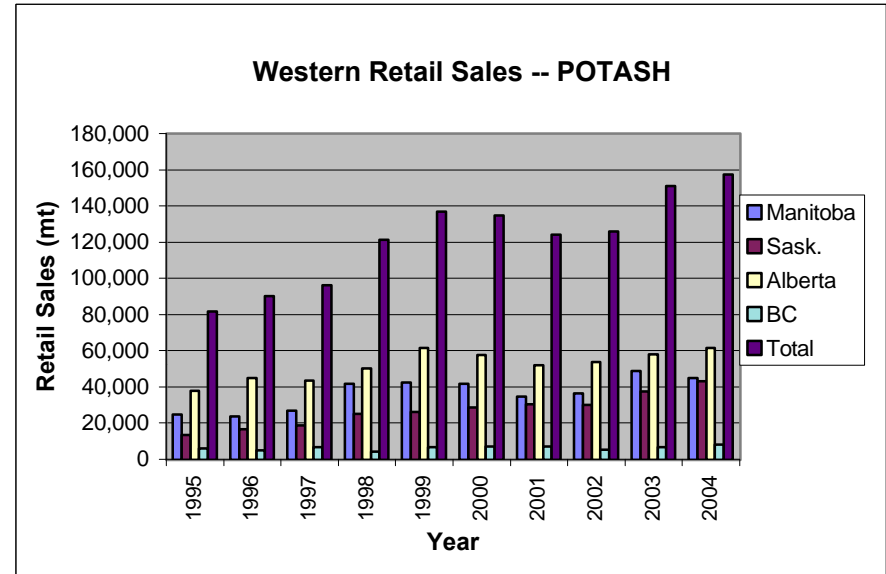
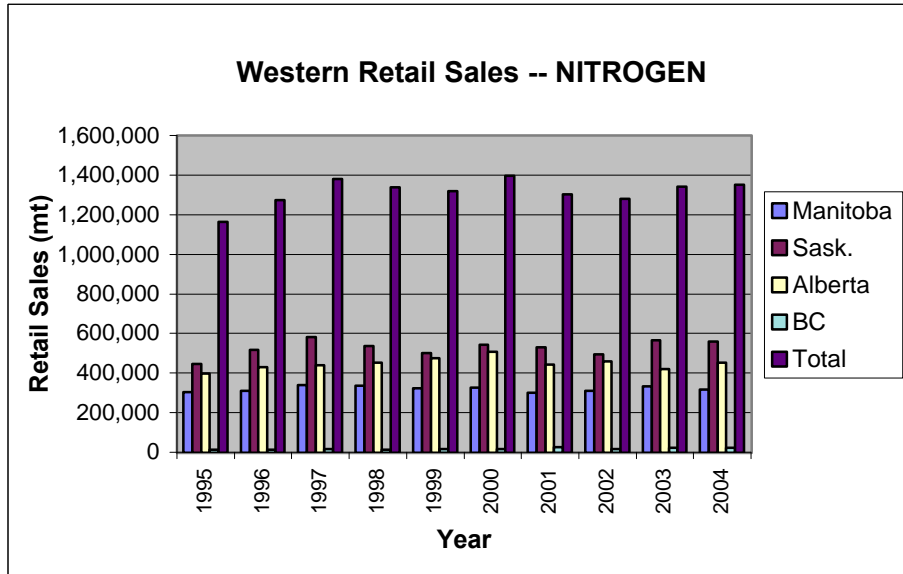




Canadian Fertilizer Information System

Western Retail Sales Statistics Fertilizer Year ended June 30th, 2004





Canadian Fertilizer Information System

Western Retail Sales Statistics
Fertilizer Year ended June 30th, 2004
(Metric Tonnes)

FERTILIZER MATERIAL	MANITOBA	SASKATCHEWAN	ALBERTA incl. Peace River BC	BRITISH COLUMBIA	TOTAL
NITROGEN					
Urea	189,188	532,348	473,125	30,983	1,225,644
Ammonium Sulphate	73,758	130,096	151,210	6,360	361,424
Ammonium Nitrate	17,243	15,572	72,049	4,444	109,308
Anhydrous Ammonia	163,536	198,340	163,842	3,419	529,137
Nitrogen Solutions	150,882	223,260	25,502	1,579	401,223
TOTAL NITROGEN	594,607	1,099,616	885,728	46,785	2,626,736
PHOSPHATE					
Monoammonium Phosphate	220,604	425,804	328,777	15,264	990,449
Ammonium Polyphosphate	24,757	46,188	10,639	1,227	82,811
TOTAL PHOSPHATE	245,361	471,992	339,416	16,491	1,073,260
POTASH					
Muriate of Potash	72,726	70,378	100,620	11,218	254,942
OTHER FERTILIZER MATERIALS	30,468	47,030	14,747	6,483	98,728
TOTAL FERTILIZER MATERIALS	943,162	1,689,016	1,340,511	80,977	4,053,666

Other Fertilizer Materials includes phosphate and sulphur solutions, mixed fertilizer materials and elemental sulphur fertilizers



Canadian Fertilizer Information System

Western Retail Sales Statistics
Fertilizer Year ended June 30th, 2003
(Metric Tonnes)

FERTILIZER MATERIAL	MANITOBA	SASKATCHEWAN	ALBERTA incl. Peace River BC	BRITISH COLUMBIA	TOTAL
NITROGEN					
Urea	218,993	578,905	449,797	31,416	1,279,111
Ammonium Sulphate	85,940	150,566	134,111	7,783	378,400
Ammonium Nitrate	17,148	22,838	77,474	4,842	122,302
Anhydrous Ammonia	166,181	169,703	141,605	2,111	479,600
Nitrogen Solutions	146,447	222,680	32,583	2,276	403,986
TOTAL NITROGEN	634,709	1,144,692	835,570	48,428	2,663,399
PHOSPHATE					
Monoammonium Phosphate	226,235	425,763	289,637	13,257	954,892
Ammonium Polyphosphate	27,049	43,469	12,549	1,311	84,378
TOTAL PHOSPHATE	253,284	469,232	302,186	14,568	1,039,270
POTASH					
Muriate of Potash	78,874	61,301	95,029	9,278	244,482
OTHER FERTILIZER MATERIALS	35,318	51,887	14,352	6,135	107,692
TOTAL FERTILIZER MATERIALS	1,002,185	1,727,112	1,247,137	78,409	4,054,843

Other Fertilizer Materials includes phosphate and sulphur solutions, mixed fertilizer materials and elemental sulphur fertilizers



Canadian Fertilizer Information System

Western Retail Sales Statistics
Fertilizer Year ended June 30th, 2004
(Metric Tonnes)

NUTRIENT	MANITOBA	SASKATCHEWAN	ALBERTA incl. Peace River BC	BRITISH COLUMBIA	TOTAL
NITROGEN					
2004	315,366	559,042	452,843	22,384	1,349,635
2003	333,866	564,194	420,347	21,907	1,340,314
Percent change	-5.5%	-0.9%	7.7%	2.2%	0.7%
PHOSPHATE					
2004	123,381	236,570	174,425	8,750	543,126
2003	128,209	235,318	155,750	7,736	527,013
Percent change	-3.8%	0.5%	12.0%	13.1%	3.1%
POTASH					
2004	44,774	43,033	61,400	8,132	157,339
2003	48,812	37,447	58,023	6,877	151,160
Percent change	-8.3%	14.9%	5.8%	18.2%	4.1%
SULPHUR					
2004	25,284	47,231	44,851	3,063	120,428
2003	28,204	52,487	38,402	3,335	122,427
Percent change	-10.4%	-10.0%	16.8%	-8.2%	-1.6%